

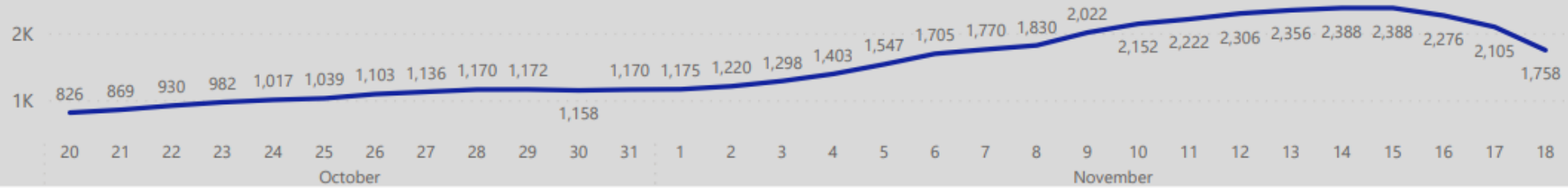


# Massachusetts Department of Public Health COVID-19 Dashboard- Dashboard of Public Health Indicators

Thursday, November 19, 2020

Percent of Change Since  
Lowest Observed Value (LOV)

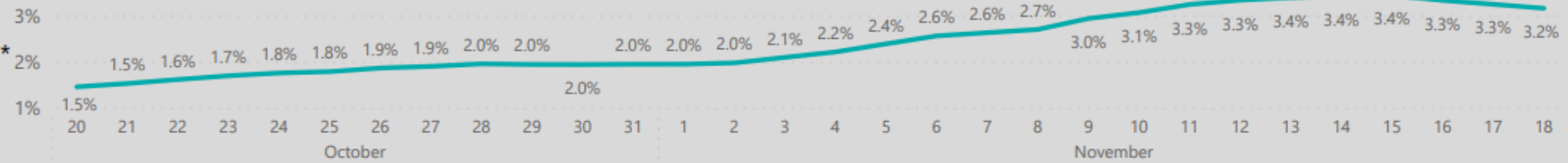
7-Day Average of  
New Confirmed  
Cases



1,020%

LOV = 157

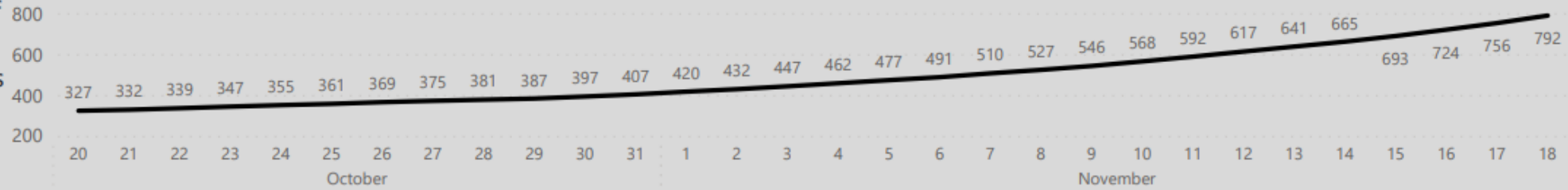
7-Day Weighted  
Average of Positive  
Molecular Test Rate\*



310%

LOV = 0.8%

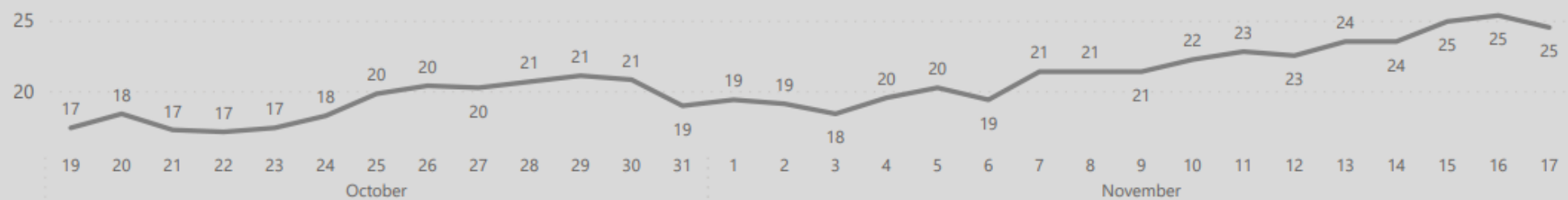
7-Day Average of  
Number of  
COVID-19 Patients  
in Hospital\*\*



410%

LOV = 155

7-Day Average of  
COVID-19  
Deaths\*\*\*



132%

LOV = 11